

COMPLETE METAL SOLUTIONS



MANUFACTURING & METAL SUPPLY

RESOURCE CATALOG

A COMPREHENSIVE GUIDE TO METAL ROOFING



407-380-3144 | www.BuildFactoryDirect.com



BUILD SMART FROM THE START!

At Factory Direct we are dedicated to providing our customer with a superior product not only in quality and value but also in structural strength. We strive to set the standard for the metal structure industry with each of our models being engineered for safety, strength, and durability. Factory Direct utilizes only premium components to suit even the most discriminating buyer.



Factory Direct manufactures our own custom designed tubular metal structure systems, custom pre-engineered red iron metal building systems, a complete line of metal roofing solutions with over 40 color options and 20 profiles to choose from, insulated metal roof & wall panels in a variety of profiles and textures, and offer a complete line of primary and secondary metal building components. This is only part of what Factory Direct offers. We also offer endless options for structural steel beams, pipe, & plate, mini-warehouse and commercial roll-up doors, custom sectional doors in steel, aluminum, glass, or wood, airplane hangar doors, insulation, personnel doors, and window options.

Factory Direct offers estimating solutions through our expert sales staff with quick turnaround times help ensure that your project is completed correctly and on-time. **From your initial contact to project completion, Factory Direct encourages you to Build Smart From The Start...**

TABLE OF CONTENTS

General Building Components

Panels	3
Skylights	5
Insulation and underlayment	5

Purlins	6
----------------------	---

Structural Components	6
------------------------------------	---

Doors

Roll-up and walk doors	6
------------------------------	---

Accessories

Screws	7
--------------	---

Clips	8
--------------------	---

Tools	8
--------------------	---

Closures	10
-----------------------	----

Boots, Paint, Sealants	11
-------------------------------------	----

Trims

Ridge Caps	12
------------------	----

Eave Trims	13
------------------	----

Gable Trims	14
-------------------	----

Wall Flashings	15
----------------------	----

Transitions and Valleys	16
-------------------------------	----

Corner Trims	17
--------------------	----

Panel Capping Trims	18
---------------------------	----

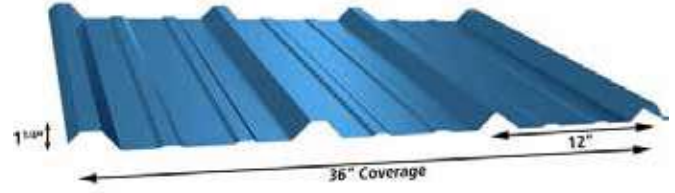
Other Trims	19
-------------------	----

Custom Trim	back
-------------------	------


PANEL PROFILES




MasterRib™
Exposed fastener



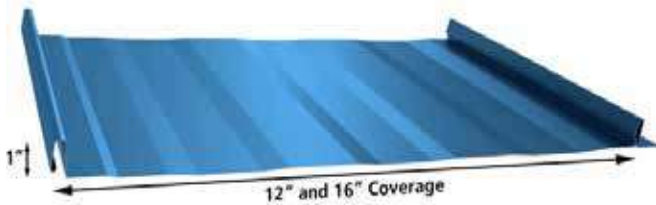
PBR™
Exposed fastener




5V Crimp
Exposed fastener




Seam™
1-3/4" snaplock clip system



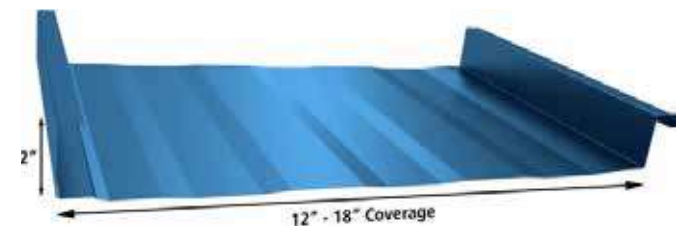
Lok™
1" snaplock with screw-flange



VersaLoc™
1-1/2" mechanical seam



Wave™
Exposed fastener



MegaLoc™
2" mechanical seam

****Prices are per lineal foot****

GREEN AMERICAN HOME PANEL PROFILES




Green American Home's unique collection of metal roofing products offers value, protection, pleasing aesthetics and energy savings for your home. We're committed to bringing quality and performance to every home in America with energy-saving, maintenance-free metal roofing and insulating, radiant-barriers.


For full product details and related accessories, please contact your sales team at Factory Direct.



Centura Steel Shingle



Great American Shake Shingle



Oxford Shingle

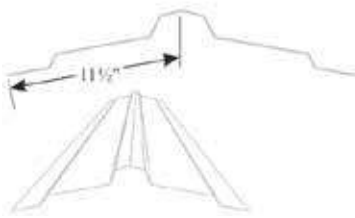


GrandTile

SKYLIGHTS



- » 12' long x 1 mm
- » Stocked in clear or white translucent
- » Additional lengths and thicknesses can be ordered



SSRCCL

Polycarbonate Ridge Cap

Only clear in stock



SL2X4LA
SL2X4LM
SL2X4MD

Velux® Curb Mounted Skylight

2X4 Laminated, Impact, and Miami Dade in stock



Matches MasterRib™ panel

SSWTR1012 matches white MasterRib™

SSCTR1012 matches clear MasterRib™



Matches PBR™ panel

SSWPB1012 matches white PBR™

SSCPB1012 matches clear PBR™

SSWPB1512 1:5mm thick matches white PBR™

INSULATION AND UNDERLAYMENT



TYVEK160
TYVEK200

Tyvek Protec 160 & 200 Synthetic Nailable Underlayment

10 sq. roll, 30/40 yr. limited warranties,
30-year warranty, 10 square roll



TITNAIL

Grip-Rite® Button Cap Roofing Nails

3000/tub



APWEAHT3

APOC Weather Armor HT Peel-and-Stick Underlayment

2sq. rolls



APWEAFT

APOC Weather Armor FT Fleece-Top Underlayment

60 mil, fleecebacked, 2 square roll



DST1.5

Double Stick Insulation Tape

1.5x165' roll



INTAS

INTAW3X165

Seam Tape

White or silver



DBDF Double Foil: foil on 2 sides. 4' X 125'

DBWF White Foil: 1 side foil, one side white poly. 4' X 125'

Reflective Foil Insulation

500/sq. ft. rolls



FELT30

#30 Felt

ASTM D226

LIGHT DUTY STEEL PURLINS



1412YP 12' lengths
1414YP 14' lengths, when available
Untreated #2
Southern Yellow Pine 1X4s



GLZHC18
GLZHC20
GLZHC20L

1.5" 18 & 20 ga. Hat Channel
Cut to your desired length



GLZH24L

.75" 20 & 24 ga. Hat Channel
Comes in 10' lengths. Inquire about additional lengths

STRUCTURAL COMPONENTS

AVAILABLE UPON REQUEST

EXTENDED LEAD TIMES MAY APPLY

12-, 14- and 16-gauge
Galvanized and Red Oxide

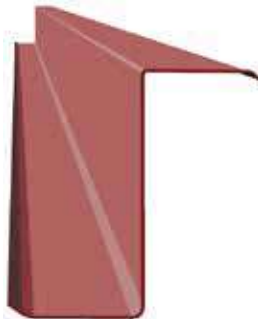
Square & Round Tubing
From 3/4" thru 6"




Galvanized
Square Tubing




Base Angle



Zee Purlins



Cee Purlins



Custom Lengths Only
Eave Struts

RUDJ(WW)X(HH)(MODEL#)

ROLL-UP AND WALK DOORS

Available by special order only

- » Mini-warehouse doors
- » Commercial doors
- » Wind-loaded doors
- » Steel frame walk doors



3070 *Typical door for steel buildings*

Specify whether roll-up door is for wood or steel frame. Available upon request (minimum 2-week lead time)

SCREWS



UltiMate #10-14 Screws

1-1/2", 2", 2-1/2" (5/16" head). Available in all colors and unpainted. Zinc-aluminum alloy cap ("ZAC®" style)



PAIWU 1.5", 2000/case
PAIWU1 1", 2500/case
PAIWU2 2", 1500/case
PAIWU2.5 2.5", 1000/case

UltiMate .25" Lap Screws

1/4-14 x 7/8" (5/16" undercut head). Available in all colors and unpainted. Zinc-aluminum alloy cap ("ZAC®" style)



PAILAPU 2000/case

UltiMate #12-14 x 1-1/4" Self Driller

Available in all colors and unpainted. Zinc-aluminum alloy cap ("ZAC®" style)



PAISD1.25A 2000/case
PAISD1.5A 1500/case

UltiMate #12 x 1-1/2" Screws

Available in all colors and unpainted. Zinc-aluminum alloy cap ("ZAC®" style)



PAIWXU 2000/case
PAIWXU2 1500/case

EnduraFast #10-14 Screws

1-1/2", 2" (1/4" head). Available in all colors and unpainted. Full stainless fastener with zinc coating (compare to "MAC®" style with stainless head only)



PAIWE 1.5", 2000/case
PAIWE1 1", 2500/case
PAIWE2 2", 1500/case
PAIWE2.5 2.5", 1000/case

Pancake Self-Drilling Screws

For attaching standing seam panels and clips to steel



PCSD 5000/case

Pancake Type "A" for wood

10-12 X 1", 1 1/2", or 2". For use with Combo square drive bit. Some stainless use square drive. Use with standing seam panels.



PCWGL 5000/case
PCWCLIP 5000/case
PCWGL1.5 5000/case
PCWCLIP1.5 2500/case
PCWCLIP2 2000/case
PCWCLIP3 2000/case
PCWGLST 5000/case
PCWCLIPST 5000/case
PCWCLIP2ST 5000/case

Flat Top 1/4" Lap Screws

1/4-14 x 7/8" (5/16" flattop head). SMP colors only in stock



PAILA 2500/case

Flat Top #12-14 x 1" Lap Screws

(5/16" flattop head). SMP colors only in stock



PAISD1 2500/case

AccuDRYve #10-15

1-1/2", 2" (1/4" head). Available in all colors and unpainted



WT 1.5" 2500/case
WT2 2" 2000/case
WT2.5 2-1/2" 1500/case
WT3 3" 1000/case

1/8" #43 Stainless Steel Rivets

Available in 24ga colors and unpainted. Use with steel panels and trim.



PAIRIVET 250/bag

ZAC® is a registered trademark of the SFS Intec Group and typically describes a Zinc Aluminum Capped fastener. There are a multitude of similar fasteners which are also zinc aluminum capped, to include the UltiMate fastener line.

SCREWS, TOOLS, AND CLIPS



304 Stainless Screw

Available in most aluminum panel colors.

PAIWSS1.5A 2500/case



#14 "Goof Screw"

(5/16 head). Available unpainted in 1" and 1-1/2". Lead times apply for painted screws

PAIGOOFW1 2500/case
PAIGOOFW1.5 2000/case



Coil Nails #8x2-1/2" ring shank nails

COILNAILS



2 1/2" & 3" Star Drive Deck Screws

Also, 2 1/2" Combo Drive, per screw or by the case. Lifetime Warranty screw for both white and pressure treated wood

DSPG 2500/case
DSPGS 2500/case
DSPG3S 2500/case
DSPGS-CSE ~2175/case
DSPG3S-CSE ~1825/case



1/4-14 x 1 1/4 Self-Drilling Screw

Without washer. Unpainted (3/8" head)

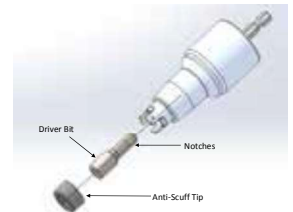
GLMSD14-1-1/4 2500/case



AccuDRYve™ Drivers

Universal Attachment fits all three jaw chuck and impact guns.

ATLAS-UA



Scamp Screws

Stainless cap, #12. 1-1/2" and 2". Unpainted screws in stock. Type 17 cut point. Lifetime Warranty screw

GLMSC 2500/case
GLMSC2 1500/case



1/8" #43 Aluminum Rivets

Available in Kynar colors and unpainted. Use with aluminum panels and trim.

PAIRIVETAL



#14 ID x 1" OD Galvanized dish

With bonded neoprene washer. For attaching skylights

WASH1




TOOLS AND CLIPS



Quality Drivers



Midwest Tool® Snips and Bending Tools



Mechanical Seam Floating Clip

For 2" high
MegaLoc™ Panels

CSFL205G 110/case
CSFL210G 110/case



Mechanical Seam 2-Piece Butterfly Clip

For 2"
MegaLoc™



CSSBG18 Galvanized 150/case
CSST200G22 Stainless 200/case
CSSBS18 150/case
CSST200S22 200/case

Standing Seam Hemming Tool



Mechanical Seam 1-Piece Clip

For 1.5" VersaLoc™ Panels

CSFX150G-NOA 500/case
CSFX150S-NOA 500/case




TSHD

Malco® Turbo Sheer HD

Use with minimum 14.4V 3/8" Drill



Seaming Tools



StandingSeam™ Clip For fastening StandingSeam™ panels

GSCU175G 250/case
GSCU175S 250/case




CLOSURE SOLUTIONS



Profile Vent®

Our best venting solution comes in lengths up to 50' 2 x 50'/pkg, sold in 10' increments



CLOSURES

Closures come in panel widths.
100/case unless specified otherwise.

Gooseneck Vent

Aluminum
Available in
4", 6" and 10"

GNECK6 16/case
GNECK10 6/case
GNECK10W 6/case



Expanding Foam

Expands to
fill up voids.
Recommended
for sealing panels
over valleys.



Flex-o-vent®

Universal vent material.
Conforms to panel
profile. Applies to trim,
not panels. Self-adhering.



FOV 1-20 roll per pkg.
FOV5V 1-20 roll per pkg.

- » 1" x 1" x 20' roll
- » 1" x 1 1/2" x 15' roll
- » 5V Crimp, Wave: expands from 1/4" up to 1"
- » MasterRib, PBR: expands from 3/8" up to 1 1/2"

XF120 10/case
XF5 10/case



Peel and Seal®

For sealing hips and ridges

- » Aluminum back
- » 33 1/2' x 6-inch roll

PS6 6/case

BOOTS, PAINTS, AND SEALANTS



Pipe Boots

Gray (#3 in 10 colors) for temperatures up to 250°

- » #3: 1/2" - 5" PAIPB3 15/case
- » #4: 3" - 6 1/2" PB4 10/case
- » #5: 4 1/4" - 7 1/2" PB5 10/case
- » #6: 5" - 9" PB6 10/case
- » #7: 6" - 11" PB7 10/case
- » #8: 7" - 13" PB8 5/case
- » #9: 10" - 19" PB9 5/case



Available in red, dark gray, light gray, brown, dark green, light blue, dark blue, white, tan, & black

PB3: BAR, CHA, LIG, COB, DAG, HAB, COS, POW, MOT, & BLA

Pipe Boots

Black with square base for temperatures up to 250°

- » #10: 12" - 28 1/2" PB10

Silicone Pipe Boots

Gray, hi-temp (up to 450°)

- » #3: 1/2" - 5" PBSIL3
- » #4: 3" - 6 1/2" PBSIL4
- » #5: 4 1/4" - 7 1/2" PBSIL5
- » #6: 5" - 9" PBSIL6
- » #7: 6" - 11" PBSIL7
- » #8: 7" - 13" PBSIL8
- » #9: 10" - 19" PBSIL9

Retrofit/Electrical Boots

Gray with steel cleats

- » #1: 1/4" - 4 1/2" EB1 20/case
- EB2 20/case



Gray with neoprene rivets

- » #2: 4" - 9 1/4" EB2D 5/case
- » #3: 9 1/4" - 16" EB3 5/case



Touch-up Paint

Matches paint used on panels. Either 4 oz. can or 2 oz. bottle available in all colors.



- » 4 oz. brush-top cans PAITUP
- » 2 oz. brush bottles PAITUP2K PAITUP2S

Spray Paint

Not intended for use on panels or trim.

16 oz. cans, available in all colors.

PAITUPS16K



Butyl Sealant Tape


Our most economical general purpose sealing solution



- » 3/32" x 3/4" x 50' BUTYL-34 20/case
- » 3/32" x 1/2" x 45' BUTYL-1 12/case
- For polycarbonate panels BUTYL-S 32/case

Die-formed Ridge Cap

24, 26 ga. 3' coverage. All colors available. 1/12 pitch only.



Application: PBR

PAIRCDF26
PAIRCDF24

Titebond®

Adhesive/Sealant

- » UV resistant
- » 1% shrinkage to 0°F application
- » Very flexible
- » Fill up to 1" gaps
- » Paintable in 1-2 hours
- » Solvent-Free
- » Bonds to wet surfaces
- » Colors match panels
- » Solar Seal is a suitable substitute

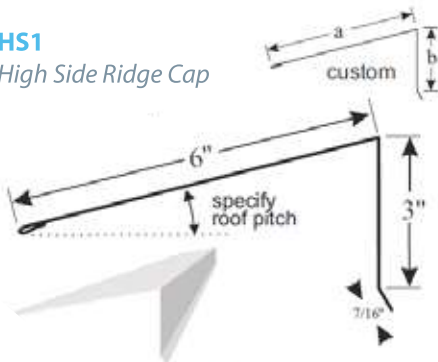
PAITB
COPSS (Copper Solar Seal) 12/case



RIDGE CAPS

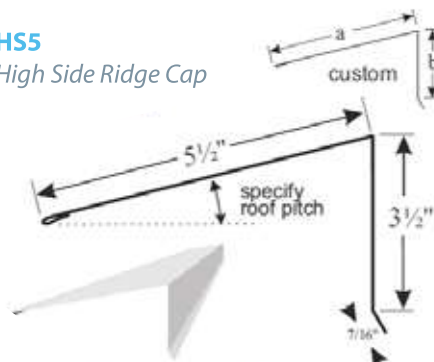


HS1
High Side Ridge Cap



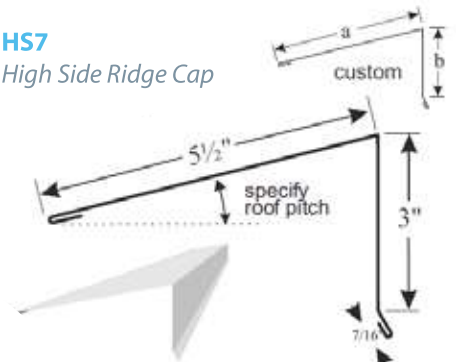
Application: MasterRib™

HS5
High Side Ridge Cap



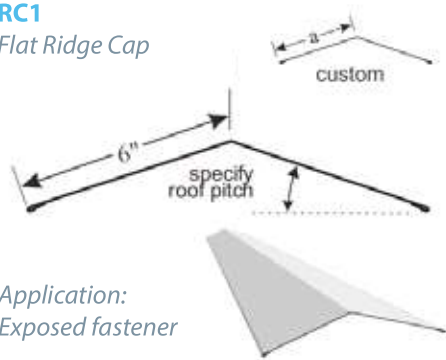
Application: PBR™

HS7
High Side Ridge Cap



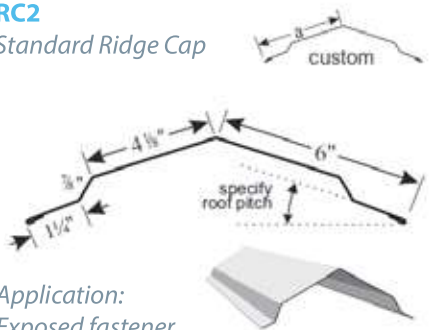
Application: Lok™

RC1
Flat Ridge Cap



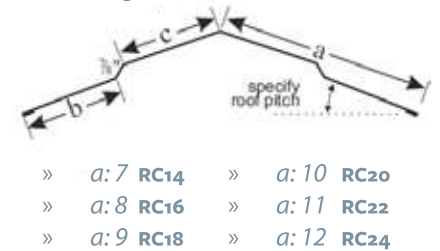
Application:
Exposed fastener

RC2
Standard Ridge Cap



Application:
Exposed fastener

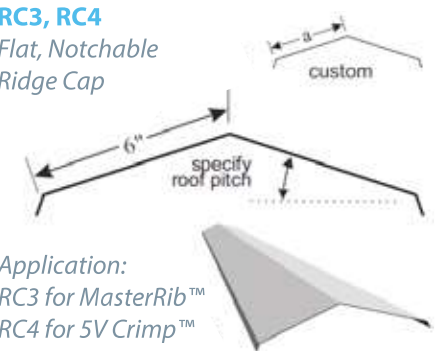
RC2
Custom Ridge Cap



- » a: 7 RC14 » a: 10 RC20
- » a: 8 RC16 » a: 11 RC22
- » a: 9 RC18 » a: 12 RC24

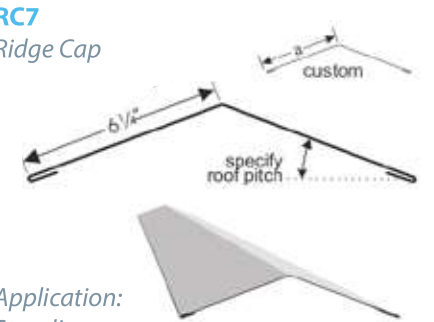
Application: Exposed fastener

RC3, RC4
Flat, Notchable
Ridge Cap



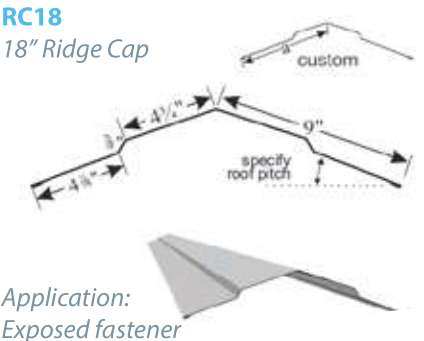
Application:
RC3 for MasterRib™
RC4 for 5V Crimp™

RC7
Ridge Cap



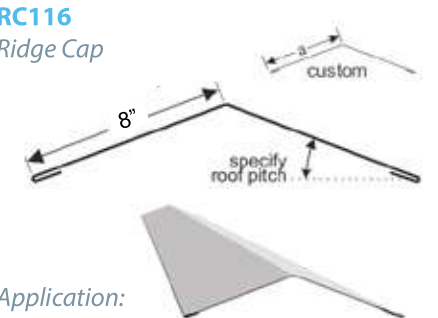
Application:
Standing seam

RC18
18" Ridge Cap



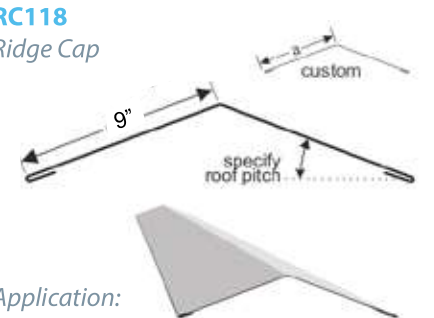
Application:
Exposed fastener

RC116
Ridge Cap



Application:
Standing seam

RC118
Ridge Cap

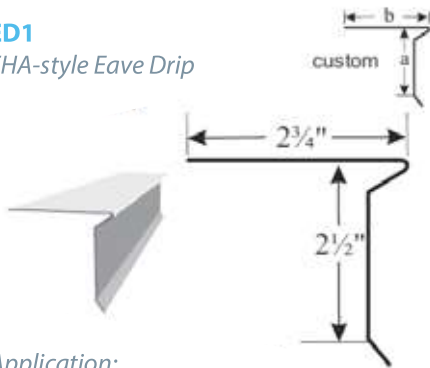


Application:
Standing seam

EAVE TRIMS

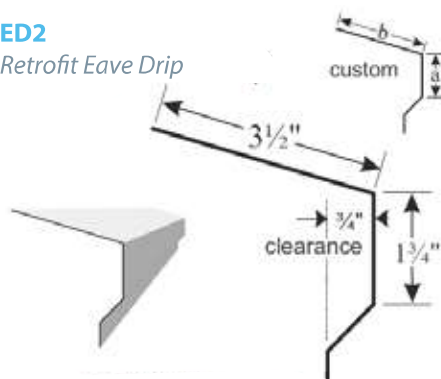


ED1
FHA-style Eave Drip



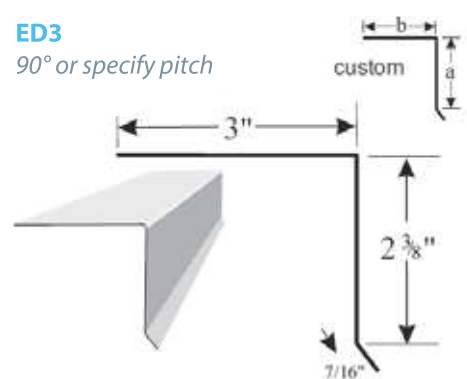
Application:
Exposed fastener or shingles

ED2
Retrofit Eave Drip



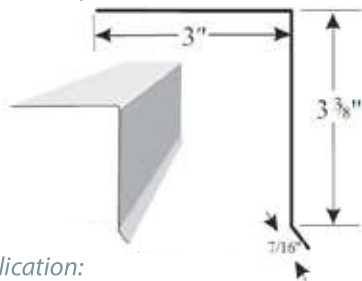
Matches GR1 Mini-Rake

ED3
90° or specify pitch



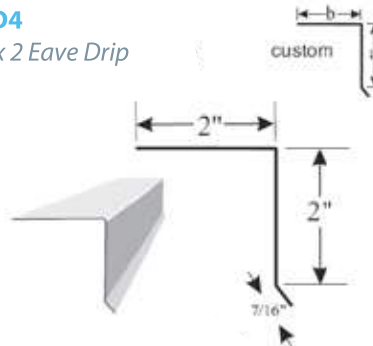
Application: All profiles

ED3B
90° Eave Drip



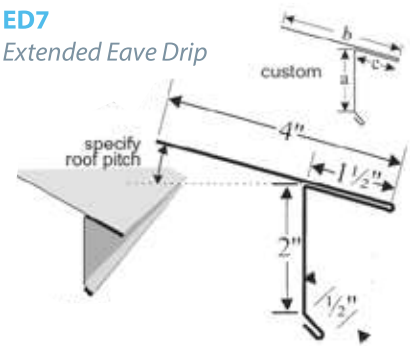
Application:
All profiles over battens

ED4
2 x 2 Eave Drip



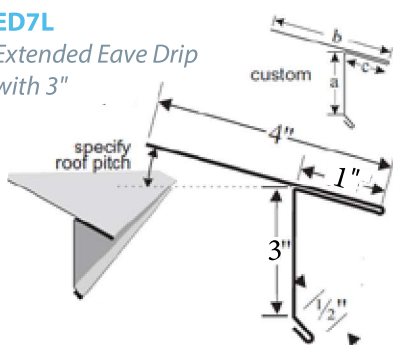
Application: All profiles

ED7
Extended Eave Drip



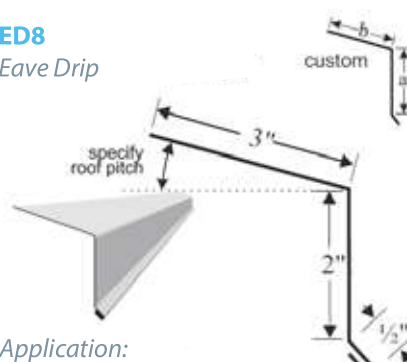
Application: Standing seam

ED7L
Extended Eave Drip
with 3"



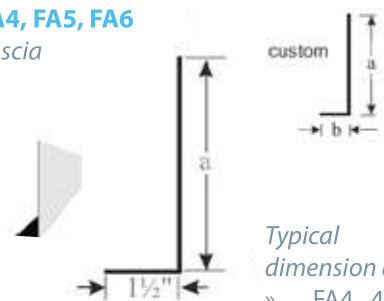
Application: Standing seam

ED8
Eave Drip



Application:
Standing seam (use with PS)

FA4, FA5, FA6
Fascia



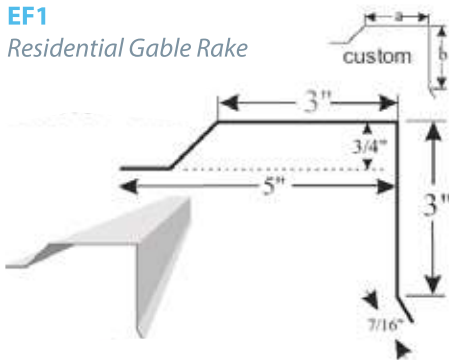
Application:
All profiles

Typical
dimension a:
» FA4 4 1/2"
» FA5 5 1/2"
» FA6 6 1/2"

GABLE TRIMS

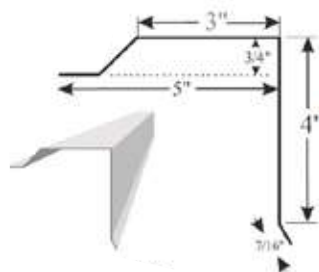


EF1
Residential Gable Rake



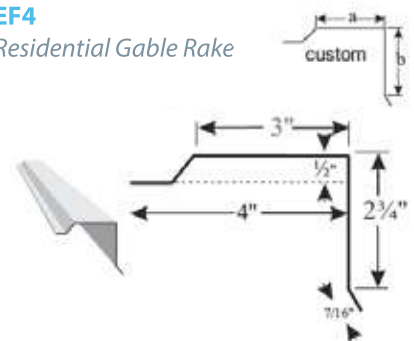
Application: MasterRib™

EF1B
Residential Gable Rake



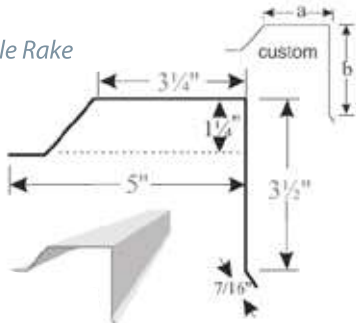
Application: MasterRib™ over battens

EF4
Residential Gable Rake



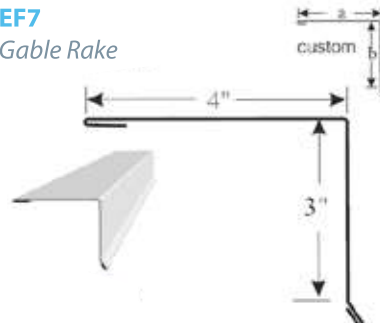
Application: 5V Crimp

EF5
Gable Rake



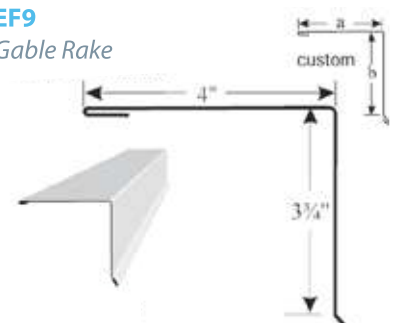
Application: PBR™

EF7
Gable Rake



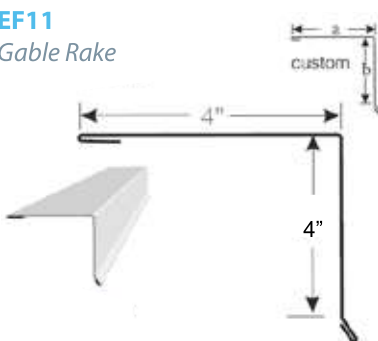
Application: Lok™

EF9
Gable Rake



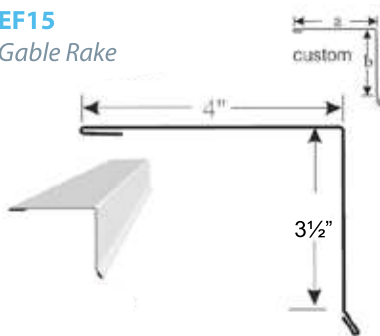
Application: Standing Seam™

EF11
Gable Rake



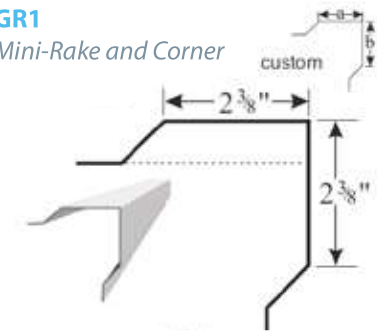
Application: Loc™

EF15
Gable Rake



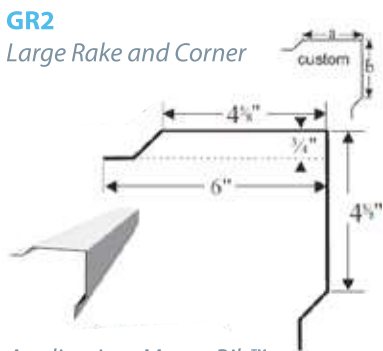
Application: VersaLoc™

GR1
Mini-Rake and Corner



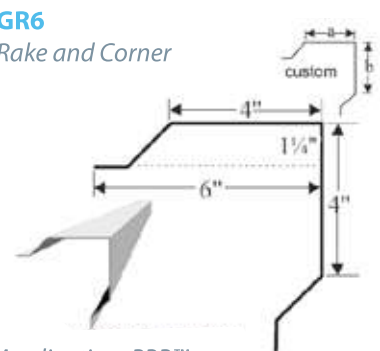
Application: MasterRib™

GR2
Large Rake and Corner



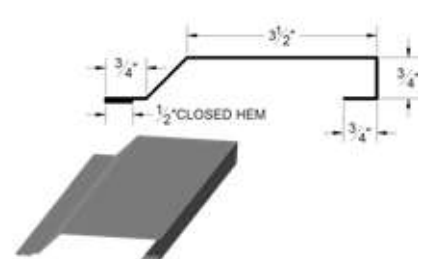
Application: MasterRib™

GR6
Rake and Corner



Application: PBR™

SWEF
Southwest FL Rake

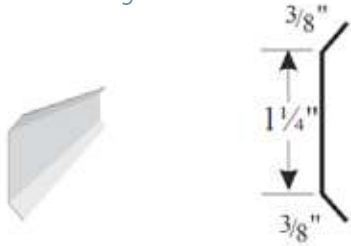


Application: 5V Crimp
Use with ED3 or ED1

WALL FLASHINGS

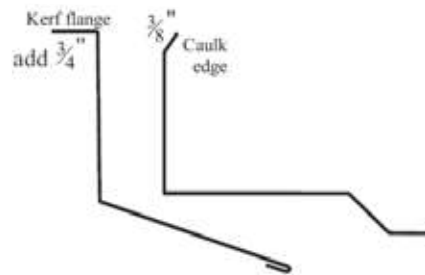


CF1
Counterflashing

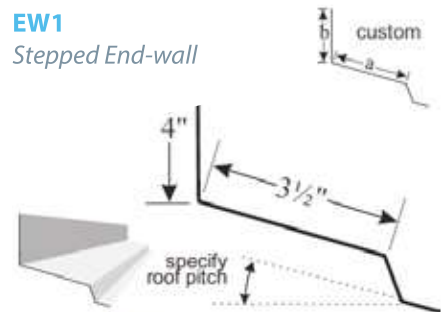


Application: All profiles

Add a Kerf Flange or Caulk Edge to any SW or EW

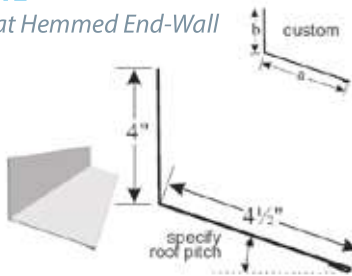


EW1
Stepped End-wall



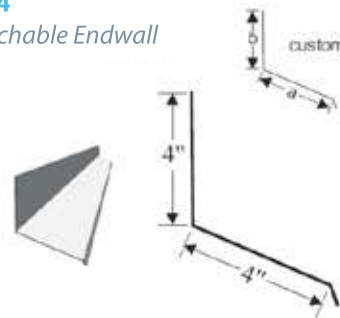
Application: Exposed fastener

EW2
Flat Hemmed End-Wall



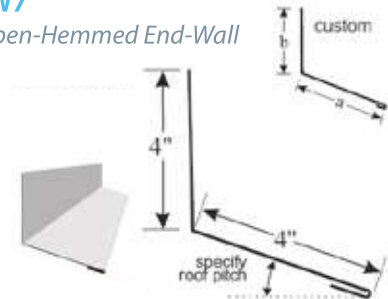
Application: Exposed fastener

EW4
Notchable Endwall



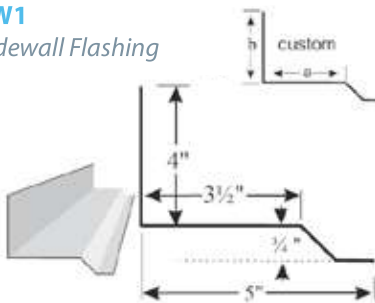
Application: 5V Crimp

EW7
Open-Hemmed End-Wall



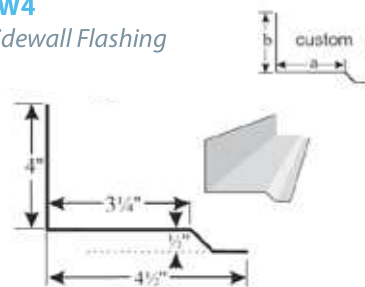
Application: Standing seam

SW1
Sidewall Flashing



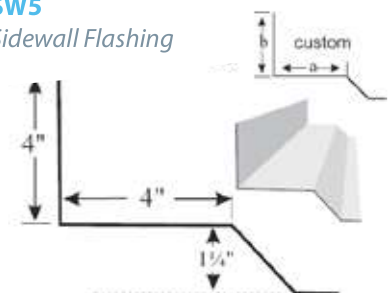
Application: MasterRib™

SW4
Sidewall Flashing



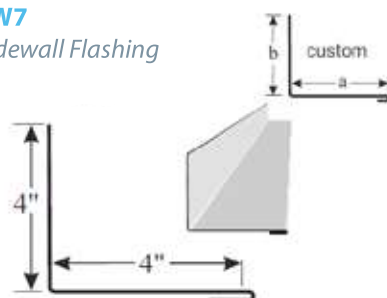
Application: 5V Crimp

SW5
Sidewall Flashing



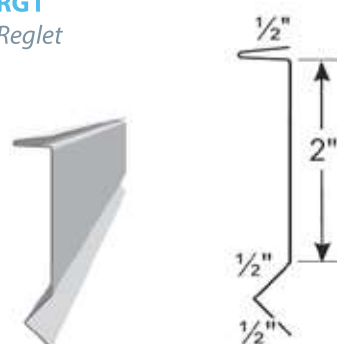
Application: PBR™

SW7
Sidewall Flashing



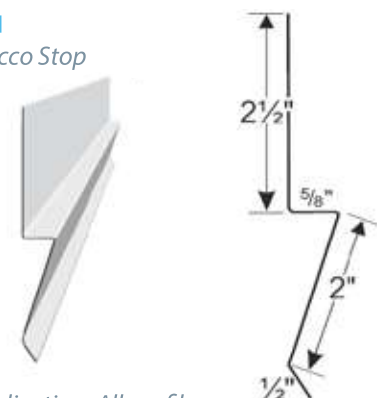
Application: Standing seam

RG1
Reglet



Application: All profiles

SS1
Stucco Stop



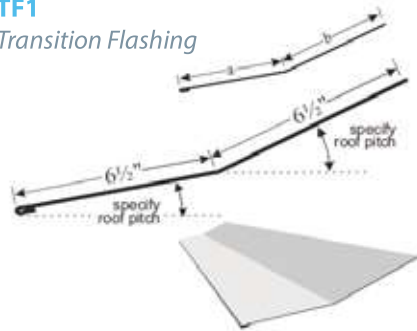
Application: All profiles

TRANSITIONS & VALLEYS



TF1

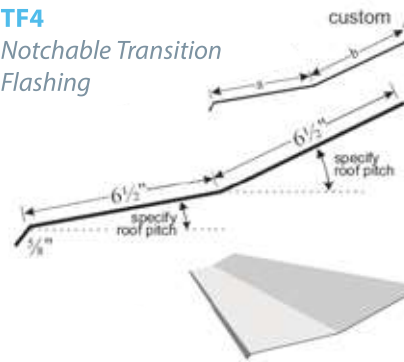
Transition Flashing



Application: Exposed fastener

TF4

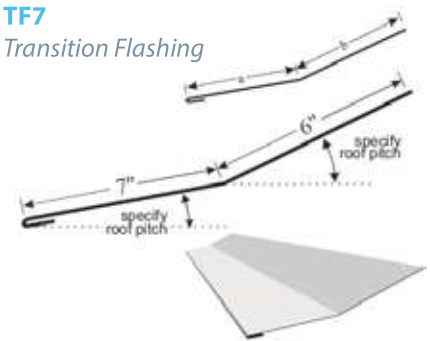
Notchable Transition Flashing



Application: All profiles

TF7

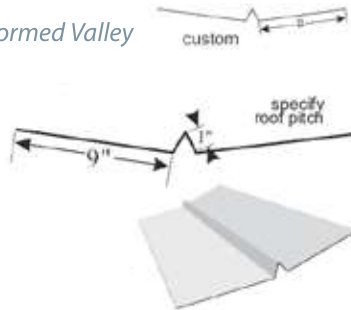
Transition Flashing



Application: Standing seam

PV1

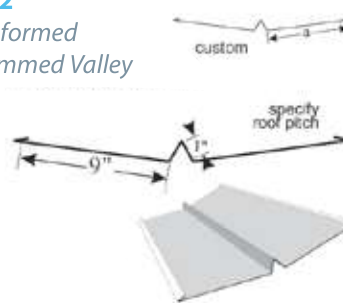
Preformed Valley



Application: All profiles

PV2

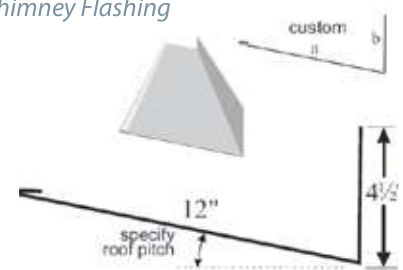
Preformed Hemmed Valley



Application: All profiles

CH1

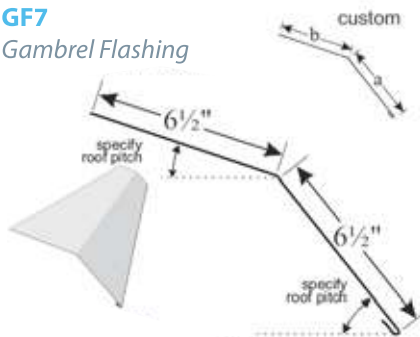
Chimney Flashing



Application: All profiles

GF7

Gambrel Flashing

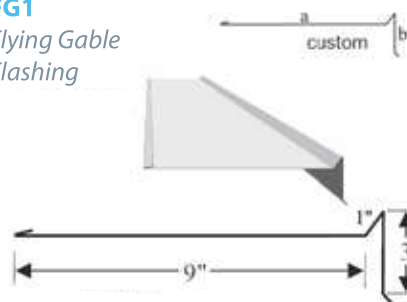


GF1 Application: Exposed fastener

GF7 Application: Standing seam

FG1

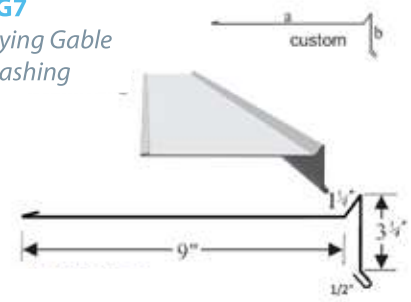
Flying Gable Flashing



Application: MasterRib™

FG7

Flying Gable Flashing

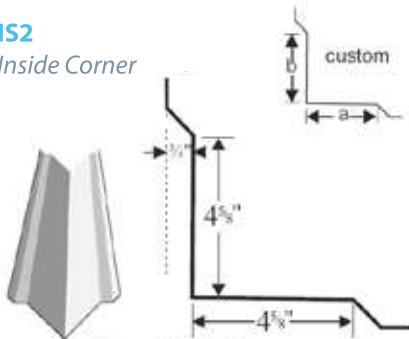


Application: Standing seam

CORNER TRIMS

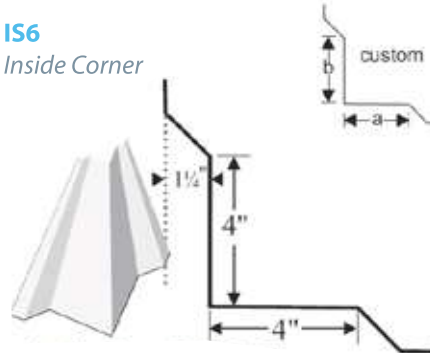


IS2
Inside Corner



Application: MasterRib™

IS6
Inside Corner

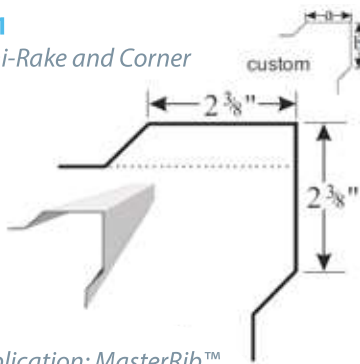


Application: MasterRib™

PC5
Post Cover

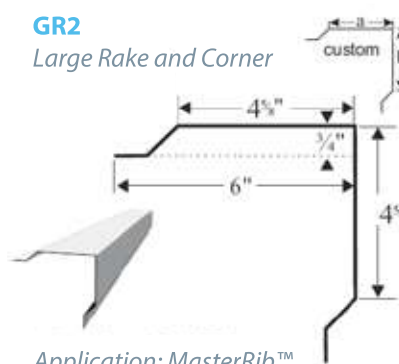


GR1
Mini-Rake and Corner



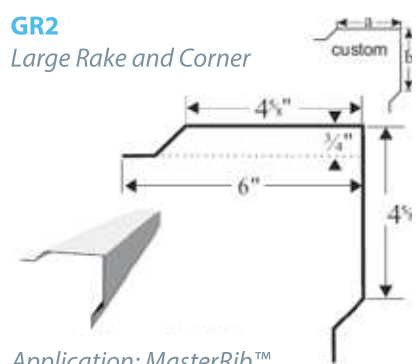
Application: MasterRib™

GR2
Large Rake and Corner



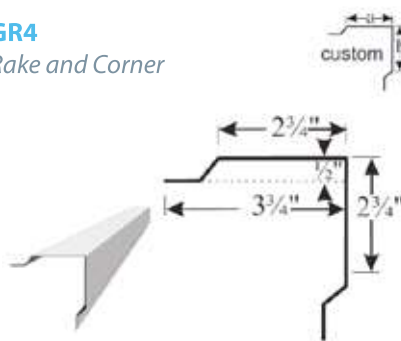
Application: MasterRib™

GR2
Large Rake and Corner



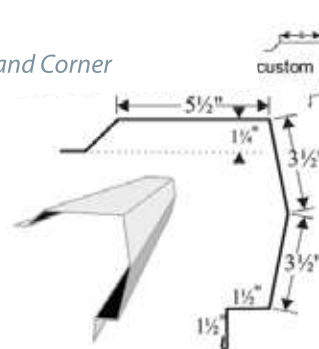
Application: MasterRib™

GR4
Rake and Corner



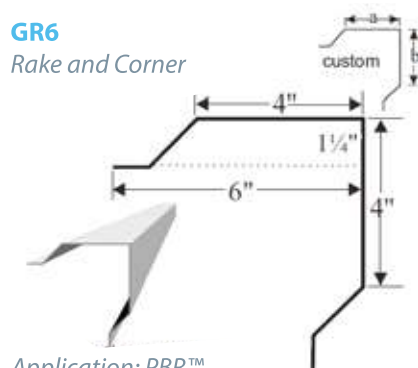
Application: 5V Crimp

GR5
Rake and Corner



Application: PBR™

GR6
Rake and Corner

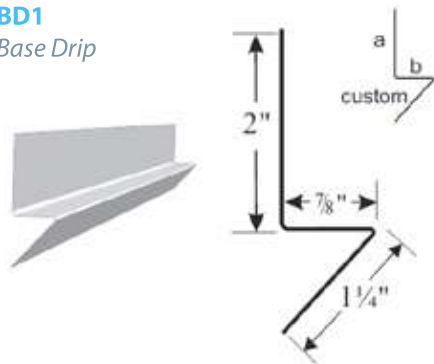


Application: PBR™

PANEL CAPPING TRIMS

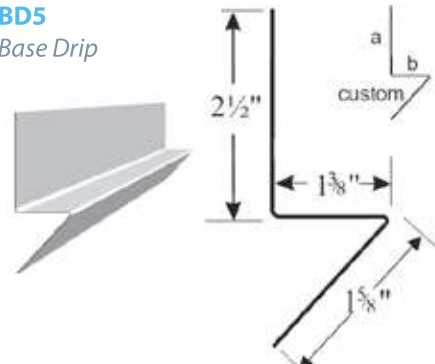


BD1
Base Drip



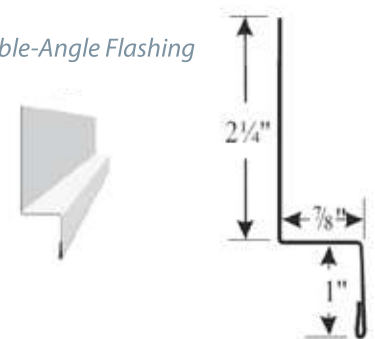
Application: MasterRib™

BD5
Base Drip



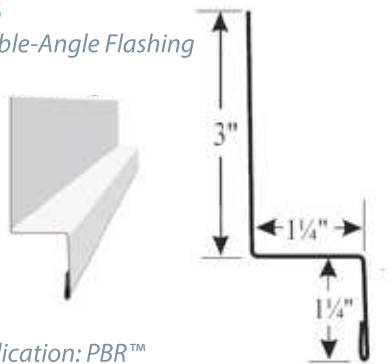
Application: PBR™

DA1
Double-Angle Flashing



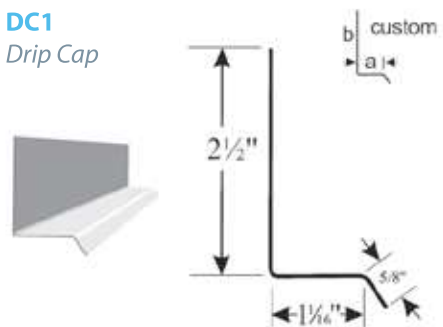
Application: MasterRib™

DA5
Double-Angle Flashing



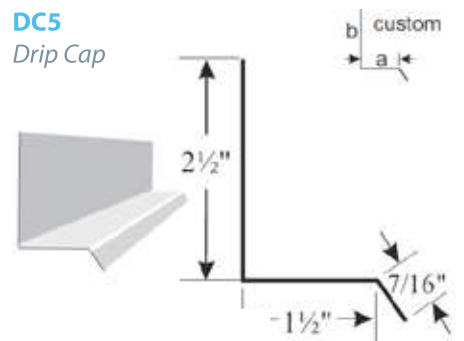
Application: PBR™

DC1
Drip Cap



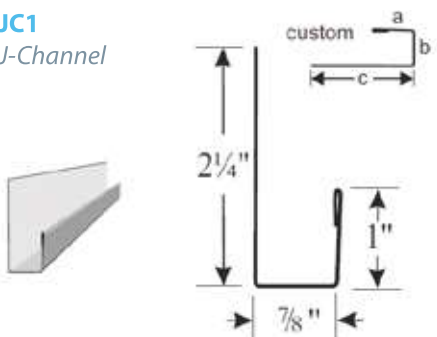
Application: MasterRib™

DC5
Drip Cap



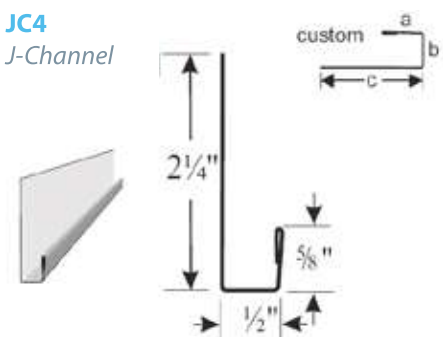
Application: PBR™

JC1
J-Channel



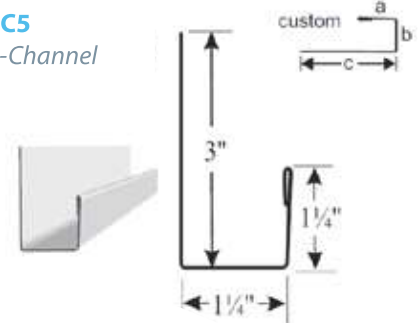
Application: MasterRib™

JC4
J-Channel



Application: 5V Crimp

JC5
J-Channel

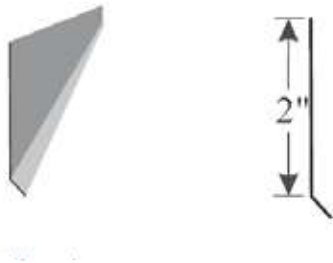


Application: PBR™

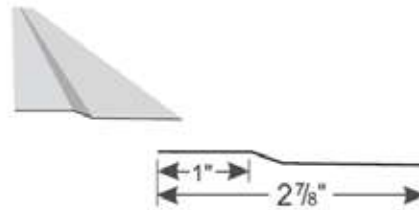
OTHER TRIMS



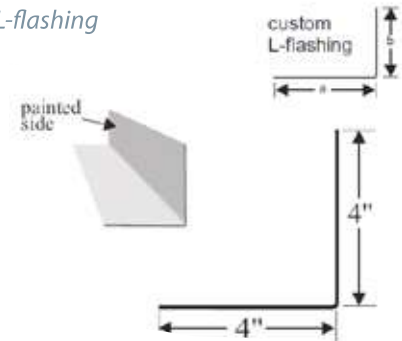
EC1
Eave Cleat



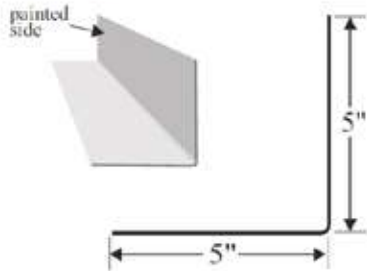
PS
Panel Starter



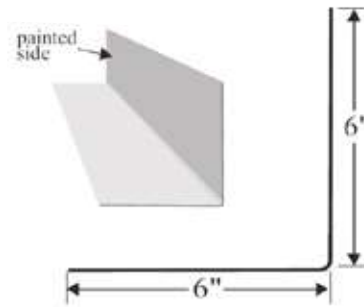
LF4
L-flashing



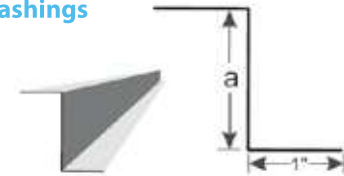
LF5
L-flashing



LF6
L-flashing

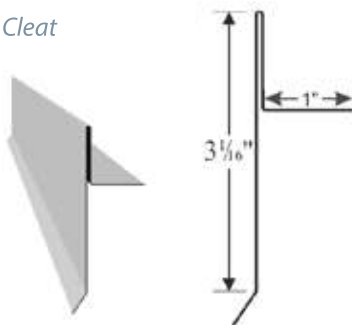


Z-Flashings



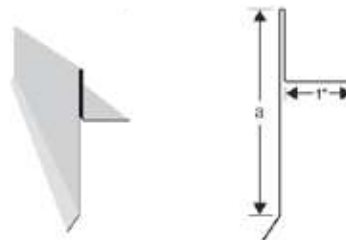
- » Z-Flashing Lok™ $a: \frac{7}{8}"$ **ZF7**
- » Z-Flashing Standing Seam™ $a: 1\frac{3}{4}"$ **ZF9**
- » Z-Flashing Loc™ $a: 2"$ **ZF11**
- » Z-Flashing Loc™ $a: 1\frac{1}{2}"$ **ZF15**

GC7
Gable Cleat



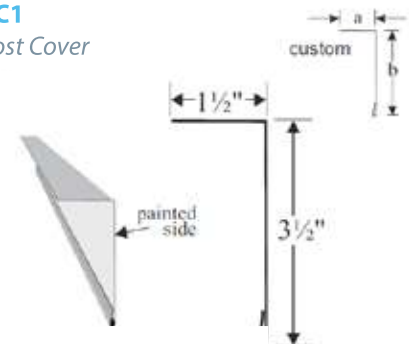
Application: Lok™

Other Gable Cleats



- » Standing Seam $a: 3\frac{3}{4}"$ **GC9**
- » MegaLoc $a: 4"$ **GC11**
- » 1 1/2" Rib Panels $a: 3\frac{1}{4}"$ **GC15**


PC1
Post Cover





SUPPLY & MANUFACTURING

ALL STANDARD AND CUSTOM TRIMS CAN BE FABRICATED IN 20' LENGTHS

CKL# 1114 REV. : 1		Custom Trim Form		 FACTORY DIRECT, INC. Metal Structure Manufacturer CARPORTS - GARAGES - SHEDS - BUILDINGS	
Account Name:		Account #:		Sales Order:	
Warehouse:		Sales Rep:		Ship Date:	
				Profile:	
Quantity:		Quantity:			
Color:		Color:			
Gauge:		Gauge:			